



# intact Start-Power Truck

Closed calcium battery (Ca/Ca) | filled and charged | maintenance-free

Art.No.

## 65044SHDGUG

Volt	12V
Capacity	150 Ah (c20)
CCR -18°C (EN)	1000 A (EN)
Electrolyte	diluted sulphuric acid
Electrolyte density	1,28 +/- 0,01 Kg/l (25° C)
Size (LxWxH)	514 x 175 x 225 mm
Weight	37,3 kg
Pos. of Terminal	3
Terminal	1
Base plate	B13



### Usage

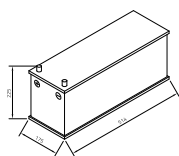


### Top performance at a good price

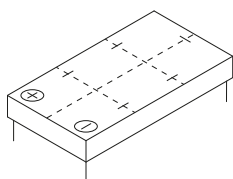
Developed for performance and extreme high-current capability at an absolutely perfect price-performance ratio. For almost all standard trucks without many additional installations and other electrical consumers. Our recommendation for standard applications with low requirements and the best price-performance ratio.

- » **Powerful and reliable.**
- » **Double lid for increased leakage protection and gas condensation** (gaseous electrolyte condenses in the labyrinth lid and remains in the circuit).
- » **Maintenance-free. No refilling of water necessary.**
- » **Filled and charged (GUG), ready for immediate use.**
- » Available for **trucks as a conventional wet starter battery**, as well as **super heavy duty (SHD)** with glass fiber fleece separators **vibration-resistant V3**.
- » **30% more cycles** compared to conventional commercial vehicle batteries.

Size



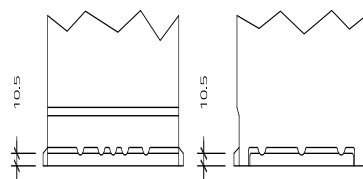
Pos. of Terminal 3



Terminal 1



Base plate B13



As of 04.09.2025